

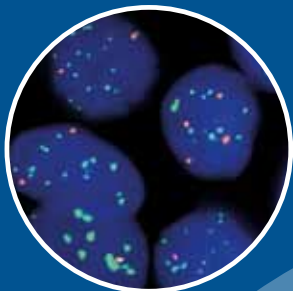


ZYTOVISION
Molecular diagnostics simplified

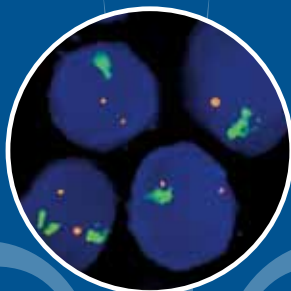
ZytoLight® Products for FISH analysis

Companion diagnostics of today and tomorrow

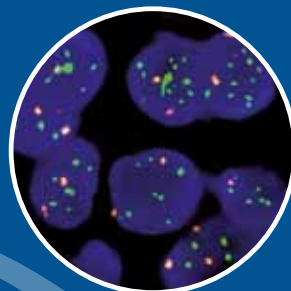
— The lung cancer FISH probe pool of ZytoVision —



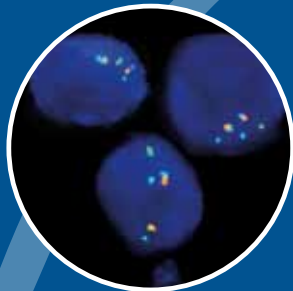
FGFR1



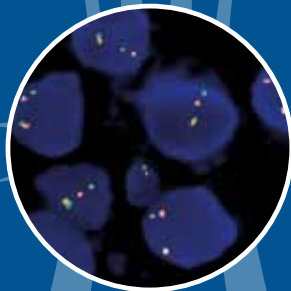
FGFR2



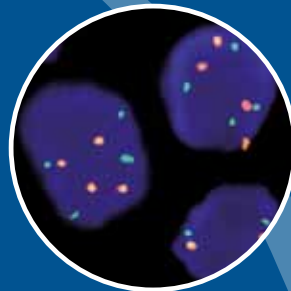
FGFR3



ALK



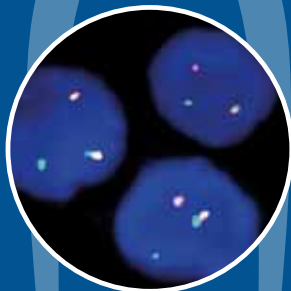
EML4



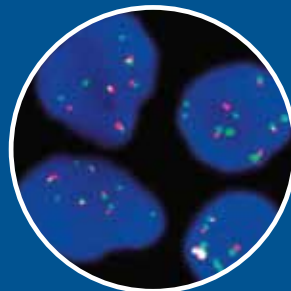
MET



ROS1



RET



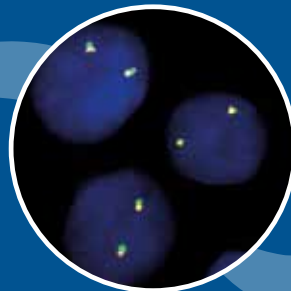
EGFR



KIF5B



CARS



TFG



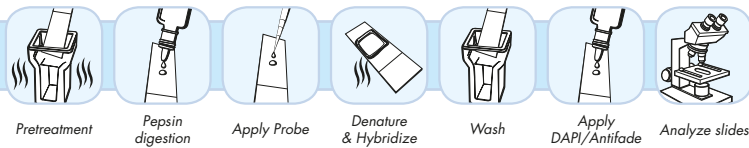
ZytoLight® Fluorochromes

Fluorochrome	Excitation	Emission	Equivalent to
● ZyBlue™	418 nm	467 nm	DEAC
● ZyGreen™	503 nm	528 nm	FITC
● ZyGold™	532 nm	553 nm	Rhodamine 6G
● ZyOrange™	547 nm	572 nm	Rhodamine
● ZyRed™	580 nm	599 nm	TexasRed®

Two factors that mainly influence FISH analyses:

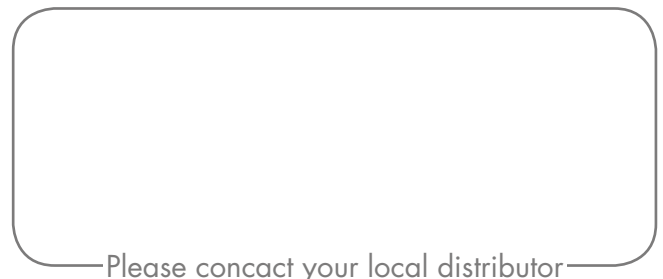
- Fluorochromes of the FISH probes
- Appropriate filter sets

Protocol Overview



Prod. No.	Product	Label	Tests (Volume)*
Z-2072-200	ZytoLight SPEC FGFR1/CEN 8 Dual Color Probe CE <input type="checkbox"/> IVD	● / ●	20 (200 µl)
Z-2122-200	ZytoLight SPEC FGFR2/CEN 10 Dual Color Probe CE <input type="checkbox"/> IVD	● / ●	20 (200 µl)
Z-2082-200	ZytoLight SPEC FGFR3/CEN 4 Dual Color Probe CE <input type="checkbox"/> IVD	● / ●	20 (200 µl)
Z-2117-200	ZytoLight SPEC ALK/EML4 TriCheck™ Probe CE <input type="checkbox"/> IVD	● / ● / ●	20 (200 µl)
Z-2117-50	ZytoLight SPEC ALK/EML4 TriCheck™ Probe CE <input type="checkbox"/> IVD	● / ● / ●	5 (50 µl)
Z-2124-200	ZytoLight SPEC ALK Dual Color Break Apart Probe CE <input type="checkbox"/> IVD	● / ●	20 (200 µl)
Z-2124-50	ZytoLight SPEC ALK Dual Color Break Apart Probe CE <input type="checkbox"/> IVD	● / ●	5 (50 µl)
Z-2136-50	ZytoLight SPEC EML4 Dual Color Break Apart Probe CE <input type="checkbox"/> IVD	● / ●	5 (50 µl)
Z-2087-200	ZytoLight SPEC MET/CEN 7 Dual Color Probe CE <input type="checkbox"/> IVD	● / ●	20 (200 µl)
Z-2144-200	ZytoLight SPEC ROS1 Dual Color Break Apart Probe CE <input type="checkbox"/> IVD	● / ●	20 (200 µl)
Z-2144-50	ZytoLight SPEC ROS1 Dual Color Break Apart Probe CE <input type="checkbox"/> IVD	● / ●	5 (50 µl)
Coming soon	ZytoLight SPEC RET Dual Color Break Apart Probe	● / ●	20 (200 µl)
Z-2033-200	ZytoLight SPEC EGFR/CEN 7 Dual Color Probe CE <input type="checkbox"/> IVD	● / ●	20 (200 µl)
Z-2033-50	ZytoLight SPEC EGFR/CEN 7 Dual Color Probe CE <input type="checkbox"/> IVD	● / ●	5 (50 µl)
Z-2131-50	ZytoLight SPEC KIF5B Dual Color Break Apart Probe CE <input type="checkbox"/> IVD	● / ●	5 (50 µl)
Coming soon	ZytoLight SPEC CARS Dual Color Break Apart Probe	● / ●	5 (50 µl)
Coming soon	ZytoLight SPEC TFG Dual Color Break Apart Probe	● / ●	5 (50 µl)
Related Products			
Z-2028-5	ZytoLight FISH-Tissue Implementation Kit CE <input type="checkbox"/> IVD Incl. Heat Pretreatment Solution Citric, 150 ml; Pepsin Solution, 1 ml; Wash Buffer SSC, 150 ml; 25x Wash Buffer A, 50 ml; DAPI/Antifade-Solution, 0.2 ml		5
Z-2028-20	ZytoLight FISH-Tissue Implementation Kit CE <input type="checkbox"/> IVD Incl. Heat Pretreatment Solution Citric, 500 ml; Pepsin Solution, 4 ml; Wash Buffer SSC, 500 ml; 25x Wash Buffer A, 100 ml; DAPI/Antifade-Solution, 0.8 ml		20
Z-2099-20	ZytoLight FISH-Cytology Implementation Kit CE <input type="checkbox"/> IVD Incl. Cytology Pepsin Solution, 4 ml; 20x Wash Buffer TBS, 50 ml; 10x MgCl ₂ , 50 ml; 10x PBS, 50 ml; Cytology Stringency Wash Buffer SSC, 500 ml; Cytology Wash Buffer SSC, 500 ml; DAPI/Antifade-Solution, 0.8 ml		20

* Using 10 µl probe solution per test. CE IVD only available in certain countries. All other countries research use only! Please contact your local dealer for more information.



Please contact your local distributor